

Signify Classified - Internal
Cooper Lighting Solutions Photometric Lab
1121 Highway 74 South
Peachtree City, GA 30269



Scaled data based on original data using
LM-79-08 Approved Method: Electrical and Photometric Measurements of Solid-
State Lighting Products

Test Report Prepared for
Cooper Lighting Solutions
(formerly Eaton)

Brand: INVUE

Report Number: P871104

Luminaire Tested: **EMM2-HSN-SA1A-830-U-T2U**

Issue Date: 09/05/2024



Test Information

Test Method: LM-79-08
Report Number: P871104
Test Lab: INNOVATION CENTER(G3)
Issue Date: 09/05/2024
Manufacturer: COOPER LIGHTING SOLUTIONS (FORMERLY EATON)
Product Line: INVUE
Catalog Number: EMM2-HSN-SA1A-830-U-T2U
Description: EPIC MODERN SHORT HOUSING DISCRETE LED ARRAYS 40W 80CRI 3000K
FITXURE w/ TYPE II URBAN DISTRIBUTION OPTIC
Light Source: (10) 3000K CCT, 80 CRI LEDS
Ballast/Driver: ELECTRONIC DRIVER

Summary

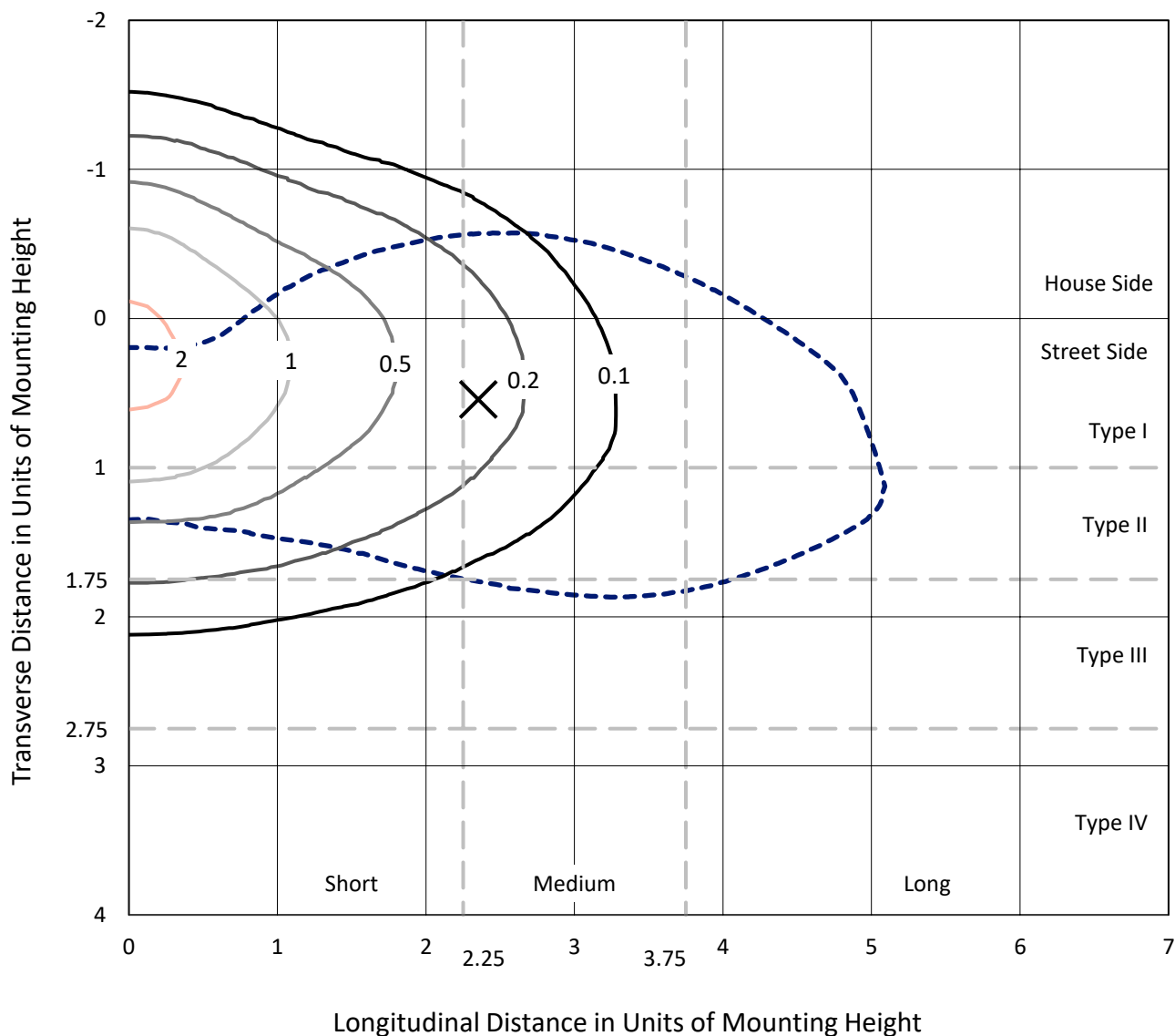
Lumens per Lamp: N/A
Luminaire Lumens: 4362.9 lumens
Efficiency: N/A
Efficacy: 133.0 lumens/watt
Luminous Opening: Rectangular (W 0.33' x L: 0.33' x H: 0')
IES Classification: Type III - Medium
BUG Rating: B1 - U0 - G1

Input Watts (W): 32.8
Input Voltage (V): 120
Input Current (A_{in}): NR
Voltage Rise (V): NR
Power Factor: 0.99
Total Harmonic Distortion (THDi): 9.76%
Frequency (hertz): 60
Stabilization Time: NR
Operation Time: NR
Ambient Temperature (°C): NR
Test Distance: 24 FT

REPORT NUMBER: P871104
 CATALOG NUMBER: EMM2-HSN-SA1A-830-U-T2U

Iso-Footcandle Lines of Horizontal Illumination

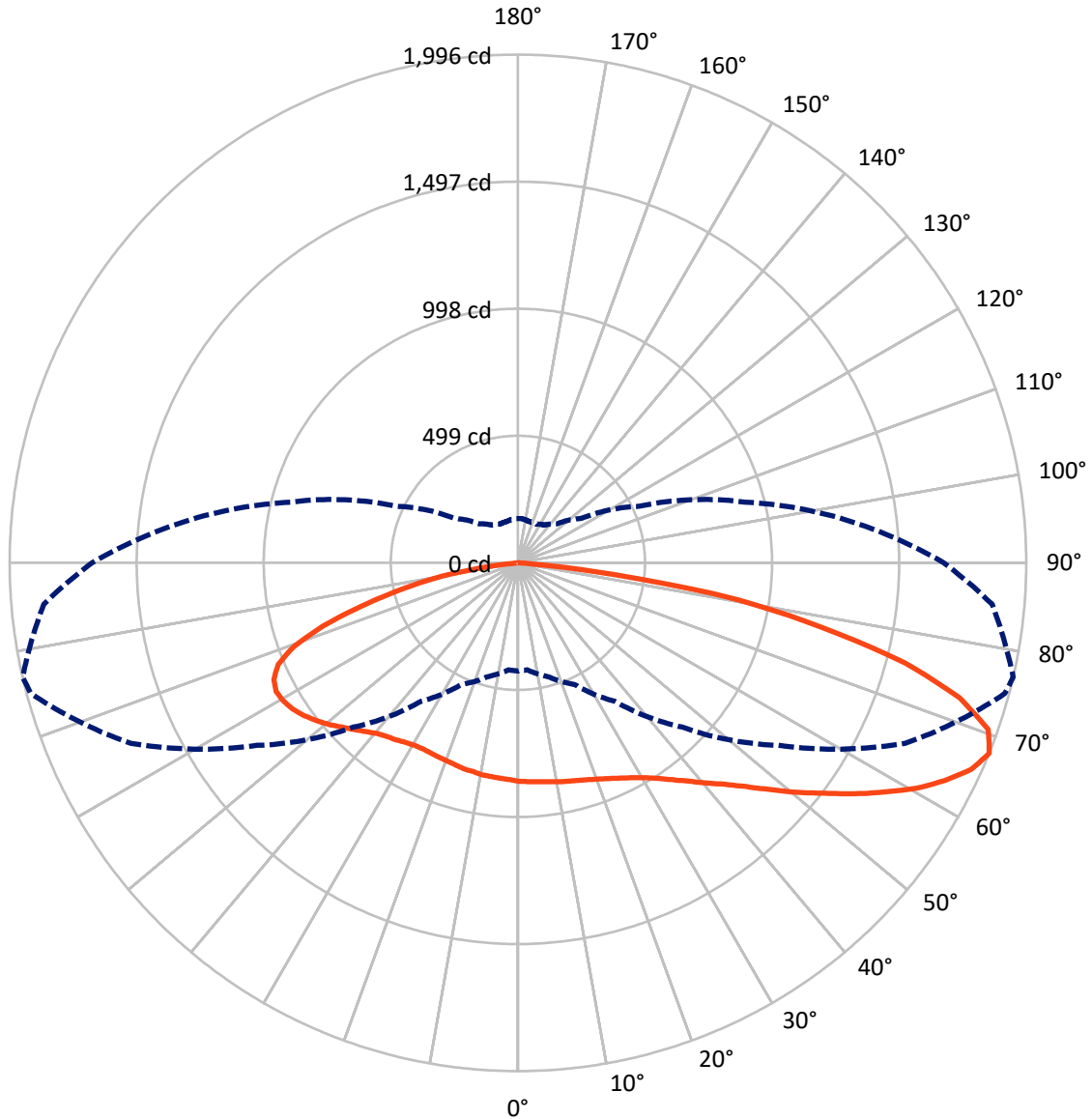
× Max cd
 - - - 1/2 Max cd



Based on 20 foot mounting height. Maximum calculated value = 2.4 fc
 Type III - Medium - N/A

REPORT NUMBER: P871104
CATALOG NUMBER: EMM2-HSN-SA1A-830-U-T2U

Luminous Intensity Polar Plot



— Vertical Plane Through 77-Deg Lateral - - - Horizontal Cone Through 67.5-Deg Vertical

REPORT NUMBER: P871104
 CATALOG NUMBER: EMM2-HSN-SA1A-830-U-T2U

FLUX DISTRIBUTION:

		Downward	Upward	Total
House Side	Lumens	1450.8	0.0	1450.8
	% Fixture	33.3	0.0	33.3
Street Side	Lumens	2912.1	0.0	2912.1
	% Fixture	66.7	0.0	66.7
Total	Lumens	4362.9	0.0	4362.9
	% Fixture	100.0	0.0	100.0

ZONAL LUMENS:

Zone	Lumens	% Fixture
0°-10°	82.4	1.9
10°-20°	250.0	5.7
20°-30°	421.6	9.7
30°-40°	598.2	13.7
40°-50°	756.9	17.3
50°-60°	829.1	19.0
60°-70°	801.5	18.4
70°-80°	539.0	12.4
80°-90°	84.2	1.9
90°-100°	0.0	0.0
100°-110°	0.0	0.0
110°-120°	0.0	0.0
120°-130°	0.0	0.0
130°-140°	0.0	0.0
140°-150°	0.0	0.0
150°-160°	0.0	0.0
160°-170°	0.0	0.0
170°-180°	0.0	0.0
0°-90°	4362.9	100.0
0°-180°	4362.9	100.0

Coefficient of Utilization



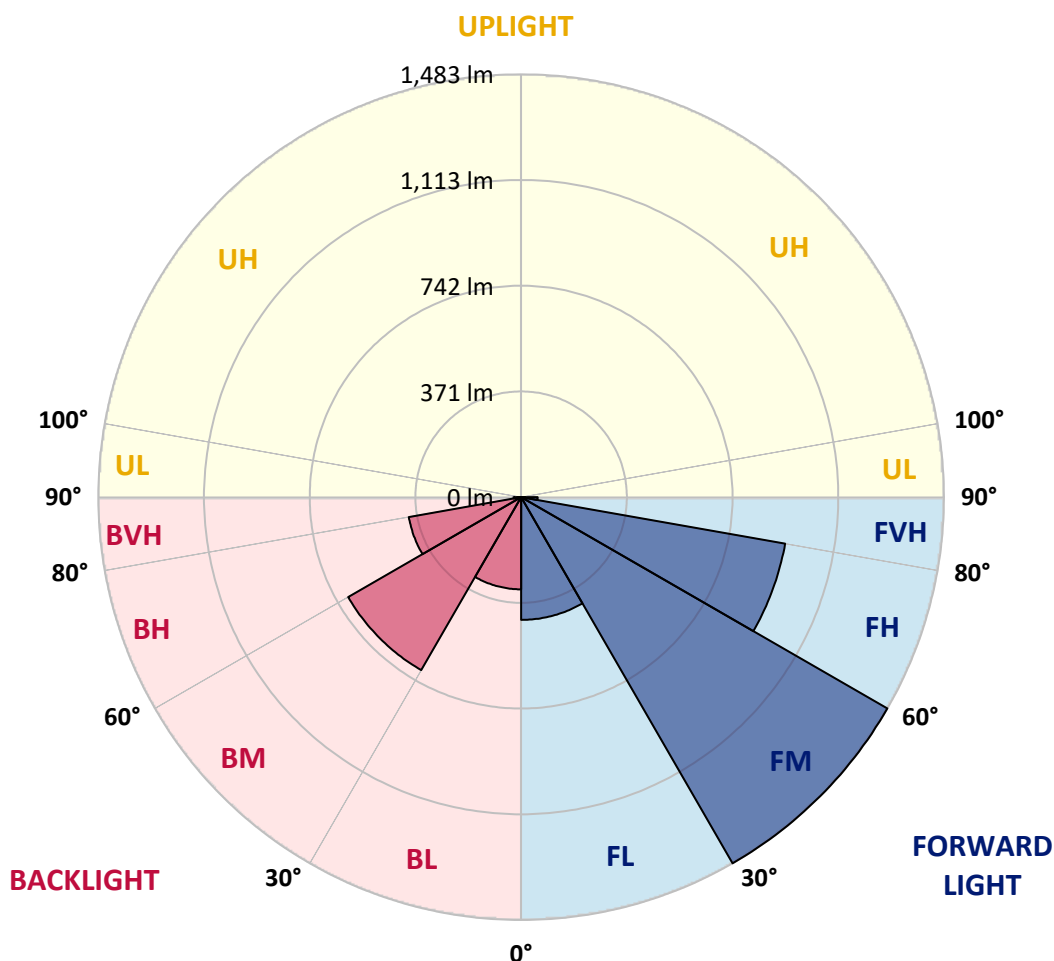
REPORT NUMBER: P871104
 CATALOG NUMBER: EMM2-HSN-SA1A-830-U-T2U

LUMINAIRE CLASSIFICATION SYSTEM LUMEN TABLE AND BUG RATING:

Zone	Lumens	% Fixture	Zone Rating/Lumen Limit		
			B	U	G
FL (0°-30°)	430.6	9.9			
FM (30°-60°)	1483.4	34.0			
FH (60°-80°)	940.3	21.6			G1/1800
FVH (80°-90°)	57.7	1.3			G1/100
BL (0°-30°)	323.4	7.4	B1/500		
BM (30°-60°)	700.7	16.1	B1/1000		
BH (60°-80°)	400.1	9.2	B1/500		G1/500
BVH (80°-90°)	26.6	0.6			G1/100
UL (90°-100°)	0.0	0.0		U0/0	
UH (100°-180°)	0.0	0.0		U0/0	

BUG Rating: B1-U0-G1

Type III Medium





REPORT NUMBER: P871104

CATALOG NUMBER: EMM2-HSN-SA1A-830-U-T2U

CANDELA DISTRIBUTION (FULL):

	0°	5°	15°	25°	35°	45°	55°	65°	75°	77°	85°
0°	857.8	857.8	857.8	857.8	857.8	857.8	857.8	857.8	857.8	857.8	857.8
2.5°	876.8	875.9	871.6	873.3	868.1	871.6	866.4	862.1	861.2	860.4	861.2
5°	904.4	900.1	895.8	893.2	888.9	887.1	878.5	869.9	864.7	863.8	862.1
7.5°	936.3	934.6	928.6	925.1	913.0	907.0	894.9	879.4	871.6	868.1	863.8
10°	969.1	973.4	965.7	958.8	945.0	932.0	911.3	891.4	875.9	874.2	864.7
12.5°	1009.7	1008.8	1003.6	991.6	975.2	957.0	932.0	904.4	883.7	880.2	866.4
15°	1045.9	1045.1	1038.2	1026.9	1005.4	982.9	949.3	917.3	891.4	886.3	869.9
17.5°	1079.6	1077.9	1073.5	1061.5	1034.7	1007.1	974.3	932.0	900.9	894.9	872.5
20°	1108.9	1110.6	1105.5	1093.4	1068.4	1039.0	997.6	951.0	913.0	906.1	880.2
22.5°	1140.8	1141.7	1139.1	1134.8	1102.9	1071.8	1026.9	972.6	926.8	919.9	888.9
25°	1174.5	1175.4	1177.1	1174.5	1138.3	1104.6	1057.1	999.3	945.8	936.3	900.9
27.5°	1213.3	1214.2	1217.7	1212.5	1173.6	1138.3	1090.8	1027.8	965.7	955.3	911.3
30°	1257.3	1260.8	1258.2	1256.5	1211.6	1177.1	1124.5	1057.1	991.6	978.6	929.4
32.5°	1310.0	1309.1	1304.0	1298.8	1253.0	1216.8	1162.4	1095.1	1023.5	1008.8	958.8
35°	1348.0	1348.0	1340.2	1337.6	1295.3	1257.3	1203.8	1137.4	1059.7	1045.9	989.8
37.5°	1371.3	1374.7	1368.7	1370.4	1329.8	1294.5	1245.3	1180.5	1099.4	1087.3	1027.8
40°	1379.9	1388.5	1393.7	1400.6	1360.0	1329.8	1289.3	1227.1	1150.3	1136.5	1073.5
42.5°	1381.6	1394.6	1412.7	1427.4	1381.6	1356.6	1331.6	1274.6	1200.4	1188.3	1123.6
45°	1373.0	1366.9	1411.0	1412.7	1393.7	1378.2	1368.7	1331.6	1272.9	1253.0	1185.7
47.5°	1307.4	1300.5	1312.6	1367.8	1379.0	1387.7	1406.6	1398.0	1345.4	1329.8	1257.3
50°	1201.3	1197.8	1246.1	1305.7	1342.8	1386.8	1437.7	1461.9	1425.6	1416.1	1348.0
52.5°	1026.1	1016.6	1115.0	1230.6	1295.3	1378.2	1459.3	1527.5	1516.2	1502.4	1425.6
55°	914.8	914.8	981.2	1125.3	1234.9	1347.1	1473.1	1596.5	1616.3	1600.8	1514.5
57.5°	795.7	805.2	874.2	973.4	1147.8	1290.1	1471.4	1654.3	1713.0	1698.3	1608.6
60°	693.8	701.6	741.3	841.4	1045.1	1215.1	1452.4	1701.8	1802.7	1797.6	1691.4
62.5°	590.3	599.8	631.7	725.8	909.6	1128.8	1412.7	1727.7	1887.3	1882.1	1775.1
65°	507.4	508.3	540.2	618.8	774.1	1024.3	1342.8	1722.5	1952.9	1956.4	1845.9
67.5°	424.6	422.0	463.4	527.3	663.6	912.2	1249.6	1676.8	1980.5	1996.1	1869.2
70°	312.4	315.8	373.7	444.4	560.9	782.7	1119.3	1587.9	1935.6	1959.8	1815.7
72.5°	234.7	241.6	297.7	371.1	468.6	653.3	976.9	1433.4	1810.5	1814.0	1652.6
75°	190.7	192.4	242.5	308.1	384.0	523.8	784.4	1196.9	1530.9	1570.6	1404.1
77.5°	162.2	160.5	184.7	248.5	309.8	418.5	591.1	910.4	1202.1	1220.2	1099.4
80°	138.1	137.2	145.8	201.1	242.5	298.6	404.7	634.3	857.8	877.6	781.0
82.5°	72.5	77.7	75.9	124.3	137.2	157.1	194.2	288.2	374.5	379.7	359.0
85°	3.5	3.5	3.5	5.2	8.6	13.8	26.8	26.8	29.3	56.1	63.9
87.5°	0.9	0.9	1.7	1.7	1.7	2.6	2.6	3.5	3.5	3.5	3.5
90°	0.0	0.0	0.0	0.0	0.0	0.0	0.0	0.0	0.0	0.0	0.0



REPORT NUMBER: P871104

CATALOG NUMBER: EMM2-HSN-SA1A-830-U-T2U

CANDELA DISTRIBUTION (continued):

	90°	95°	105°	115°	125°	135°	145°	155°	165°	175°	180°
0°	857.8	857.8	857.8	857.8	857.8	857.8	857.8	857.8	857.8	857.8	857.8
2.5°	859.5	856.1	850.9	851.8	850.9	850.9	846.6	843.1	842.3	844.0	847.4
5°	860.4	855.2	847.4	844.8	842.3	840.5	833.6	828.5	825.9	827.6	828.5
7.5°	860.4	852.6	844.0	838.8	831.9	826.7	819.0	812.1	808.6	809.5	811.2
10°	858.7	850.0	843.1	832.8	821.5	815.5	803.4	794.8	790.5	791.3	787.0
12.5°	858.7	849.2	835.4	825.9	810.3	797.4	787.9	778.4	774.9	771.5	769.8
15°	859.5	847.4	833.6	813.8	795.7	781.9	769.8	763.7	758.6	756.8	757.7
17.5°	859.5	847.4	826.7	803.4	782.7	765.5	755.1	748.2	746.5	744.7	744.7
20°	863.8	848.3	820.7	793.1	767.2	749.1	739.6	735.3	735.3	732.7	732.7
22.5°	870.7	850.0	817.2	784.4	754.2	734.4	724.0	718.9	721.4	719.7	718.9
25°	878.5	856.1	812.9	772.4	737.0	716.3	705.9	702.5	701.6	697.3	703.3
27.5°	884.5	860.4	810.3	760.3	721.4	697.3	684.3	678.3	674.0	675.7	674.0
30°	900.9	872.5	811.2	749.9	704.2	674.8	659.3	652.4	650.7	650.7	650.7
32.5°	923.4	888.0	817.2	745.6	687.8	653.3	634.3	627.4	625.7	622.2	623.9
35°	951.9	911.3	826.7	738.7	674.8	628.2	607.5	598.0	595.5	592.0	592.0
37.5°	983.8	934.6	833.6	735.3	657.6	602.4	579.1	567.0	565.2	561.8	563.5
40°	1024.3	966.5	844.8	728.3	637.7	579.1	548.0	528.1	532.5	534.2	537.6
42.5°	1070.1	1007.1	862.1	721.4	622.2	554.9	509.2	489.3	494.5	492.8	496.2
45°	1132.2	1054.6	883.7	718.9	603.2	525.5	469.5	447.0	445.3	442.7	444.4
47.5°	1196.9	1111.5	904.4	713.7	582.5	489.3	424.6	396.1	389.2	385.7	382.3
50°	1264.3	1168.5	928.6	710.2	554.9	448.7	379.7	346.9	334.0	329.7	325.3
52.5°	1340.2	1229.7	949.3	701.6	524.7	406.5	339.1	302.0	287.4	278.7	279.6
55°	1420.5	1285.8	968.3	691.2	490.2	366.8	298.6	267.5	252.9	250.3	250.3
57.5°	1494.7	1343.6	982.1	673.1	455.6	327.9	264.9	238.2	231.3	234.7	234.7
60°	1570.6	1390.2	989.0	653.3	420.3	295.1	241.6	220.1	216.6	223.5	224.4
62.5°	1631.9	1427.4	987.2	625.7	381.4	266.7	219.2	201.9	203.7	215.7	218.3
65°	1675.9	1445.5	965.7	584.2	344.3	241.6	199.3	183.0	183.0	191.6	194.2
67.5°	1672.4	1422.2	922.5	526.4	304.6	216.6	181.2	168.3	168.3	174.3	173.5
70°	1601.7	1341.9	840.5	456.5	265.8	195.0	165.7	156.2	155.3	157.9	157.1
72.5°	1431.7	1178.8	712.8	377.1	229.6	173.5	150.2	141.5	139.8	136.3	133.8
75°	1181.4	968.3	556.6	300.3	194.2	152.7	135.5	127.7	120.8	125.1	122.5
77.5°	916.5	743.0	414.2	233.0	157.9	132.9	120.8	112.2	110.5	126.0	120.8
80°	668.8	513.5	292.5	166.6	122.5	107.9	101.0	94.1	119.1	159.6	158.8
82.5°	296.9	247.7	133.8	79.4	57.0	47.5	39.7	44.9	75.1	73.4	75.9
85°	26.8	27.6	14.7	9.5	6.0	5.2	3.5	3.5	2.6	2.6	2.6
87.5°	3.5	3.5	2.6	2.6	1.7	1.7	1.7	1.7	0.9	0.9	0.9
90°	0.0	0.0	0.0	0.0	0.0	0.0	0.0	0.0	0.0	0.0	0.0

Cooper Lighting Solutions Photometric Lab
1121 Highway 74 South
Peachtree City, GA 30269



LM-79-2019: Approved Method: Electrical and Photometric Measurements of Solid-
State Lighting Products

Report Prepared for

Cooper Lighting Solutions

Streetworks

Report Number: SP1-2407-157-7

Test Date: 09/05/2024

Luminaire Tested: MEM2-HTN-SA-40-830-U-5WQ

Data in this report applies to families of products including MEM2-HTN-SA-40-830-U-5WQ

Test Information

Test Method: LM-79-2019
 Report Number: SP1-2407-157-7
 Test Lab: COOPER LIGHTING SOLUTIONS
 Photometer: SP1 - 76IN SPHERE
 Measurement Geometry: 4π
 Issue Date: 09/05/2024
 Manufacturer: COOPER LIGHTING SOLUTIONS
 Product Line: Streetworks
 Catalog Number: **MEM2-HTN-SA-40-830-U-5WQ**
 Description: Epic Modern Light Square 40W 5WQ Optic

Spectral Parameters

CCT (K): 3126
 CIE u': 0.2465
 CIE v': 0.5182
 Duv: -0.0004
 CIE x: 0.4277
 CIE y: 0.3997
 CIE z: 0.1727
 Peak Wavelength (nm): 601
 Dominant Wavelength (nm): 582
 Purity: 48.31913
 Rf: 84.4
 Rg: 94.7

CRI (Ra):	82.6		
R1:	81.4	R9:	5.1
R2:	92.2	R10:	82.2
R3:	94.9	R11:	79.8
R4:	80.1	R12:	70.4
R5:	81.8	R13:	84.2
R6:	90.5	R14:	97.9
R7:	81.8	R15:	73.6
R8:	58.0		



Test Conditions

Stabilization Time: 22M
 Operation Time: 1H 22M
 Sphere Temperature (°C): 24.3

REPORT NUMBER: SP1-2407-157-7

Measurement and Test Equipment			
Instrument	Identification Number	Calibration Date	Calibration Due Date
Photometer	IN0058	6/18/2024	12/18/2024
Power Meter	INXT2011004	2/8/2024	2/8/2025
AC Power Source	IN0063	10/24/2023	10/24/2024
DC Power Source	IN0208	10/24/2023	10/24/2024
Sphere Thermometer	IN0085	10/24/2023	10/24/2024
Room Thermometer	IN0046	10/24/2023	10/24/2024

REPORT NUMBER: SP1-2407-157-7

CIE 1931 Chromaticity Diagram



CIE 1931 Chromaticity Diagram with 2017 ANSI 7-Step and 4-Step Quadrangles



Point lies inside the ANSI 3000K 4-step quadrangle

REPORT NUMBER: SP1-2407-157-7

Photopic Flux vs. Wavelength



Photopic Lumens: NR

λ (nm)	Power W [^] /nm	Lumens (ϕ /nm)	λ (nm)	Power W [^] /nm	Lumens (ϕ /nm)	λ (nm)	Power W [^] /nm	Lumens (ϕ /nm)	λ (nm)	Power W [^] /nm	Lumens (ϕ /nm)	λ (nm)	Power W [^] /nm	Lumens (ϕ /nm)
360	0	NR	490	258	NR	620	908	NR	750	26	NR	880	1	NR
365	0	NR	495	297	NR	625	857	NR	755	22	NR	885	0	NR
370	0	NR	500	345	NR	630	801	NR	760	19	NR	890	0	NR
375	0	NR	505	391	NR	635	738	NR	765	16	NR	895	0	NR
380	0	NR	510	426	NR	640	675	NR	770	14	NR	900	0	NR
385	0	NR	515	456	NR	645	610	NR	775	12	NR	905	0	NR
390	0	NR	520	480	NR	650	547	NR	780	10	NR	910	0	NR
395	0	NR	525	500	NR	655	488	NR	785	9	NR	915	0	NR
400	0	NR	530	517	NR	660	429	NR	790	7	NR	920	0	NR
405	2	NR	535	538	NR	665	378	NR	795	6	NR	925	0	NR
410	4	NR	540	558	NR	670	328	NR	800	5	NR	930	0	NR
415	9	NR	545	584	NR	675	285	NR	805	5	NR	935	0	NR
420	16	NR	550	611	NR	680	247	NR	810	4	NR	940	0	NR
425	31	NR	555	646	NR	685	212	NR	815	3	NR	945	0	NR
430	56	NR	560	687	NR	690	183	NR	820	3	NR	950	0	NR
435	101	NR	565	731	NR	695	156	NR	825	3	NR	955	0	NR
440	178	NR	570	780	NR	700	133	NR	830	2	NR	960	0	NR
445	323	NR	575	832	NR	705	114	NR	835	2	NR	965	0	NR
450	566	NR	580	883	NR	710	96	NR	840	2	NR	970	0	NR
455	645	NR	585	927	NR	715	82	NR	845	1	NR	975	0	NR
460	457	NR	590	963	NR	720	70	NR	850	1	NR	980	0	NR
465	365	NR	595	985	NR	725	59	NR	855	1	NR	985	0	NR
470	317	NR	600	998	NR	730	50	NR	860	1	NR	990	0	NR
475	244	NR	605	994	NR	735	43	NR	865	1	NR	995	0	NR
480	218	NR	610	978	NR	740	36	NR	870	1	NR	1000	0	NR
485	233	NR	615	947	NR	745	31	NR	875	1	NR			

REPORT NUMBER: SP1-2407-157-7

Scotopic Flux vs. Wavelength



Scotopic Lumens: NR

S/P: 1.42

λ (nm)	Power W [^] /nm	Lumens (φ/nm)	λ (nm)	Power W [^] /nm	Lumens (φ/nm)	λ (nm)	Power W [^] /nm	Lumens (φ/nm)	λ (nm)	Power W [^] /nm	Lumens (φ/nm)	λ (nm)	Power W [^] /nm	Lumens (φ/nm)
360	0	NR	490	258	NR	620	908	NR	750	26	NR	880	1	NR
365	0	NR	495	297	NR	625	857	NR	755	22	NR	885	0	NR
370	0	NR	500	345	NR	630	801	NR	760	19	NR	890	0	NR
375	0	NR	505	391	NR	635	738	NR	765	16	NR	895	0	NR
380	0	NR	510	426	NR	640	675	NR	770	14	NR	900	0	NR
385	0	NR	515	456	NR	645	610	NR	775	12	NR	905	0	NR
390	0	NR	520	480	NR	650	547	NR	780	10	NR	910	0	NR
395	0	NR	525	500	NR	655	488	NR	785	9	NR	915	0	NR
400	0	NR	530	517	NR	660	429	NR	790	7	NR	920	0	NR
405	2	NR	535	538	NR	665	378	NR	795	6	NR	925	0	NR
410	4	NR	540	558	NR	670	328	NR	800	5	NR	930	0	NR
415	9	NR	545	584	NR	675	285	NR	805	5	NR	935	0	NR
420	16	NR	550	611	NR	680	247	NR	810	4	NR	940	0	NR
425	31	NR	555	646	NR	685	212	NR	815	3	NR	945	0	NR
430	56	NR	560	687	NR	690	183	NR	820	3	NR	950	0	NR
435	101	NR	565	731	NR	695	156	NR	825	3	NR	955	0	NR
440	178	NR	570	780	NR	700	133	NR	830	2	NR	960	0	NR
445	323	NR	575	832	NR	705	114	NR	835	2	NR	965	0	NR
450	566	NR	580	883	NR	710	96	NR	840	2	NR	970	0	NR
455	645	NR	585	927	NR	715	82	NR	845	1	NR	975	0	NR
460	457	NR	590	963	NR	720	70	NR	850	1	NR	980	0	NR
465	365	NR	595	985	NR	725	59	NR	855	1	NR	985	0	NR
470	317	NR	600	998	NR	730	50	NR	860	1	NR	990	0	NR
475	244	NR	605	994	NR	735	43	NR	865	1	NR	995	0	NR
480	218	NR	610	978	NR	740	36	NR	870	1	NR	1000	0	NR
485	233	NR	615	947	NR	745	31	NR	875	1	NR			

REPORT NUMBER: SP1-2407-157-7

Melanopic Flux vs. Wavelength



Melanopic Lumens: NR

M/P: 2.79

λ (nm)	Power W [^] /nm	Lumens (φ/nm)	λ (nm)	Power W [^] /nm	Lumens (φ/nm)	λ (nm)	Power W [^] /nm	Lumens (φ/nm)	λ (nm)	Power W [^] /nm	Lumens (φ/nm)	λ (nm)	Power W [^] /nm	Lumens (φ/nm)
360	0	NR	490	258	NR	620	908	NR	750	26	NR	880	1	NR
365	0	NR	495	297	NR	625	857	NR	755	22	NR	885	0	NR
370	0	NR	500	345	NR	630	801	NR	760	19	NR	890	0	NR
375	0	NR	505	391	NR	635	738	NR	765	16	NR	895	0	NR
380	0	NR	510	426	NR	640	675	NR	770	14	NR	900	0	NR
385	0	NR	515	456	NR	645	610	NR	775	12	NR	905	0	NR
390	0	NR	520	480	NR	650	547	NR	780	10	NR	910	0	NR
395	0	NR	525	500	NR	655	488	NR	785	9	NR	915	0	NR
400	0	NR	530	517	NR	660	429	NR	790	7	NR	920	0	NR
405	2	NR	535	538	NR	665	378	NR	795	6	NR	925	0	NR
410	4	NR	540	558	NR	670	328	NR	800	5	NR	930	0	NR
415	9	NR	545	584	NR	675	285	NR	805	5	NR	935	0	NR
420	16	NR	550	611	NR	680	247	NR	810	4	NR	940	0	NR
425	31	NR	555	646	NR	685	212	NR	815	3	NR	945	0	NR
430	56	NR	560	687	NR	690	183	NR	820	3	NR	950	0	NR
435	101	NR	565	731	NR	695	156	NR	825	3	NR	955	0	NR
440	178	NR	570	780	NR	700	133	NR	830	2	NR	960	0	NR
445	323	NR	575	832	NR	705	114	NR	835	2	NR	965	0	NR
450	566	NR	580	883	NR	710	96	NR	840	2	NR	970	0	NR
455	645	NR	585	927	NR	715	82	NR	845	1	NR	975	0	NR
460	457	NR	590	963	NR	720	70	NR	850	1	NR	980	0	NR
465	365	NR	595	985	NR	725	59	NR	855	1	NR	985	0	NR
470	317	NR	600	998	NR	730	50	NR	860	1	NR	990	0	NR
475	244	NR	605	994	NR	735	43	NR	865	1	NR	995	0	NR
480	218	NR	610	978	NR	740	36	NR	870	1	NR	1000	0	NR
485	233	NR	615	947	NR	745	31	NR	875	1	NR			

Summary

$R_f = 84.4$
 $R_g = 94.7$
 $CIE R_a = 82.6$
 $R_9 = 5.1$



Color Vector Graphics



Individual Sample Fidelity Index ($R_{f,i}$)

CES01 = 86	CES26 = 86	CES51 = 93	CES76 = 82
CES02 = 63	CES27 = 92	CES52 = 93	CES77 = 84
CES03 = 31	CES28 = 94	CES53 = 89	CES78 = 81
CES04 = 70	CES29 = 92	CES54 = 89	CES79 = 90
CES05 = 49	CES30 = 91	CES55 = 86	CES80 = 89
CES06 = 51	CES31 = 93	CES56 = 85	CES81 = 72
CES07 = 42	CES32 = 85	CES57 = 83	CES82 = 95
CES08 = 41	CES33 = 97	CES58 = 84	CES83 = 94
CES09 = 29	CES34 = 92	CES59 = 91	CES84 = 91
CES10 = 76	CES35 = 96	CES60 = 90	CES85 = 74
CES11 = 59	CES36 = 81	CES61 = 87	CES86 = 68
CES12 = 65	CES37 = 96	CES62 = 83	CES87 = 84
CES13 = 43	CES38 = 86	CES63 = 87	CES88 = 88
CES14 = 74	CES39 = 98	CES64 = 79	CES89 = 75
CES15 = 71	CES40 = 96	CES65 = 78	CES90 = 89
CES16 = 47	CES41 = 96	CES66 = 77	CES91 = 73
CES17 = 50	CES42 = 97	CES67 = 76	CES92 = 63
CES18 = 56	CES43 = 91	CES68 = 80	CES93 = 77
CES19 = 72	CES44 = 99	CES69 = 85	CES94 = 61
CES20 = 66	CES45 = 93	CES70 = 78	CES95 = 73
CES21 = 87	CES46 = 90	CES71 = 74	CES96 = 84
CES22 = 79	CES47 = 94	CES72 = 91	CES97 = 88
CES23 = 92	CES48 = 83	CES73 = 74	CES98 = 85
CES24 = 91	CES49 = 91	CES74 = 90	CES99 = 76
CES25 = 72	CES50 = 93	CES75 = 78	



Color Rendition by Hue-Angle Bin



Measure Comparisons



(END OF REPORT)